
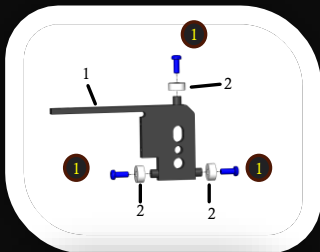


XBILITY RC



STEP 1



BAG 1 PARTS

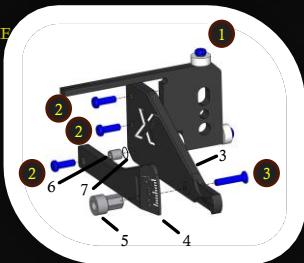
1	X-ST-12	Left Arm
2	X-RDB-3-6-2.5	Bearing 3*6*2.5
3	X-ST-8	Left Camber Arm 2
4	X-ST-10	Left Camber Arm 1
5	X-ST-15	Axle Nut
6	X-ST-23	Camber Arm Bushing
7	X-O-2-4-1	O'Ring 2*4*1

BAG 1 BOLTS

1	X-RHS-2-4	M2x4mm
2	X-RHS-2-6	M2x6mm
3	X-FHS-2-10	M2x10mm

PLEASE, DO THE
SAME FOR THE
OTHER ARM

STEP 2



BAG 2 PARTS

1	X-ST-13	Right Arm
2	X-RDB-3-6-2.5	Bearing 3*6*2.5
3	X-ST-9	Right Camber Arm 2
4	X-ST-11	Right Camber Arm 1
5	X-ST-15	Axle Nut
6	X-ST-23	Camber Arm Bushing
7	X-O-2-4-1	O'Ring 2*4*1

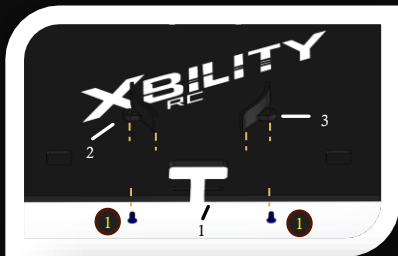
BAG 2 BOLTS

1	X-RHS-2-4	M2x4mm
2	X-RHS-2-6	M2x6mm
3	X-FHS-2-10	M2x10mm

NOTE: FOR USE BY BOTH XB1 AND F1

03 - BASE PLATE XB1

STEP 1



STEP 2



03 - BAG CONTENT XB1

PARTS

1	F1-061	Base Plate
2	X-ST-6	Right Chassis Stopper
3	X-ST-7	Left Chassis Stopper
4	X-ST-5	Rear Bracket
5	X-ST-15	Axle Nut
6	X-ST-25	Tool for Width 73
7	X-ST-26	Tool for Width 73,5
8	X-ST-27	Tool for Width 74
9	X-ST-28	Tool for Width 74,5
10	X-ST-29	Tool for Width 75
11	X-ST-30	Tool for Width 75,5
12	X-ST-31	Tool for Width 76

BOLTS

1	X-FHS-2-6	M2x6mm
2	X-FHS-2-10	M2x10mm



Base Plate F1-061

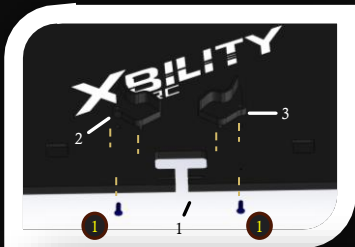


Tool for Width 73 – X-ST-25

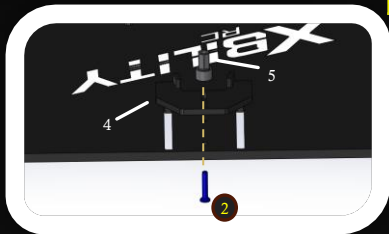
NOTE: FOR USE WITH XB1

04 - BASE PLATE F1

STEP 1



STEP 2



04 - BAG CONTENT F1

PARTS

1	F1-061	Base Plate
2	F1-064	Right Chassis Stopper
3	F1-063	Left Chassis Stopper
4	F1-062	Rear Bracket
5	X-ST-15	Axle Nut
6	F1-067	Tool for Width 78
7	F1-068	Tool for Width 78,5
8	F1-069	Tool for Width 79
9	F1-070	Tool for Width 79,5
10	F1-071	Tool for Width 80
11	F1-072	Tool for Width 80,5
12	F1-073	Tool for Width 81

BOLTS

1	X-FHS-2-6	M2x6mm
2	X-FHS-2-10	M2x10mm



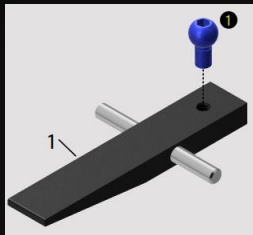
Base Plate F1-061



Tool for Width 78 –F1-067

NOTE: FOR USE WITH F1

05 – TWEAK TOOLS XB1&F1



PARTS

1	X-ST-21	Tweak Bumper 2
2	X-ST-14	Tweak Wheels
3	X-ST-20	Tweak Bumper 1

BOLTS

1	X-ST-PVB-3	Pivot Ball
---	------------	------------



Tweak Wheels - X-ST-14



Tweak Bumper - X-ST-20

06 – DOWNSTOP TOOLS XB1&F1

PARTS

1	X-ST-3	Downstop Chassis XB1
2	F1-065	Downstop Chassis F1
3	X-ST-16	Downstop Upper Tool
4	X-ST-17	Downstop Bottom Tool



Downstop Chassis – F1-065



Downstop Chassis - X-ST-3



Downstop Upper Tool – X-ST-16



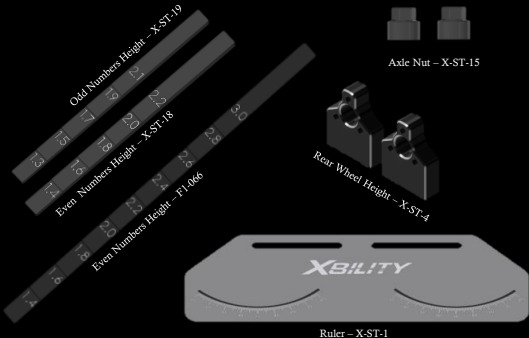
Downstop Bottom Tool – X-ST-17

**NOTE: PART 1 FOR USE WITH XB1
PART 2 FOR USE WITH F1**

07 – MISCELLANEOUS TOOLS

PARTS

1	X-ST-19	Odd Numbers Height
2	X-ST-18	Even Numbers Height
3	X-ST-1	Ruler
4	X-ST-15	Axle Nut
5	X-ST-4	Rear Wheel Heights
6	F1-066	Even Numbers Height



LEARN HOW TO USE THE SETUP TABLE
WITH OUR VIDEO TUTORIALS:



NOTE: FOR USE BY BOTH XB1 AND F1